

Bargello Flame Fabric Requirements



Bargello Flame
 (c) Eldrid Røyset Førde
<http://kameleonquilt.com>

Small quilt

Large quilt


Colours in illustrations

Colours in large quilt



Fabric number	Fabric requirements for small quilt	Fabric requirements for large quilt, yardage	Fabric req. Number of FQ
1	6"	1 yd	4
2	6"	1 yd	4
3	4 1/2"	1 yd	4
4	4 1/2"	1 yd	4
5	4 1/2"	2/3 yd	3
6	4 1/2"	2/3 yd	3
7	3"	1/2 yd	2
8	3"	1/2 yd	2
9	1 1/2"	6"	1
10	1 1/2"	6"	1
11	1 1/2"	2"	1/2
12	1 1/2"	2"	1/2

Small quilt 22 x 30 inches



Yardage or fat quarters

It is possible to use either 40" wide yardage, or fat quarters for the strip piecing part of this quilt.

Cutting instructions will be given for both.

Fat Quarters for the small wallhanging would be less than 1 of each colour

Borders etc. for small quilt:

Border 1: 3 inches
 Border 2: 10 inches
 Binding: approx 7 inches

Backing and batting approx. 25 x 32 inches each.

A 1/4 inch seam allowance is included in all cutting measurements throughout.

Borders etc for large quilt:

Border 1: 10 inches
 Border 2: 1 yd
 Binding: 1/2 yd

Backing and batting approx. 75 x 90 inches

Double the amount of border fabric for the quilt with the wider border. Batting/backing approx 85 x 100 inches

All fabrics at least 40" usable width, except if Fat Quarters are used for the strip piecing.